



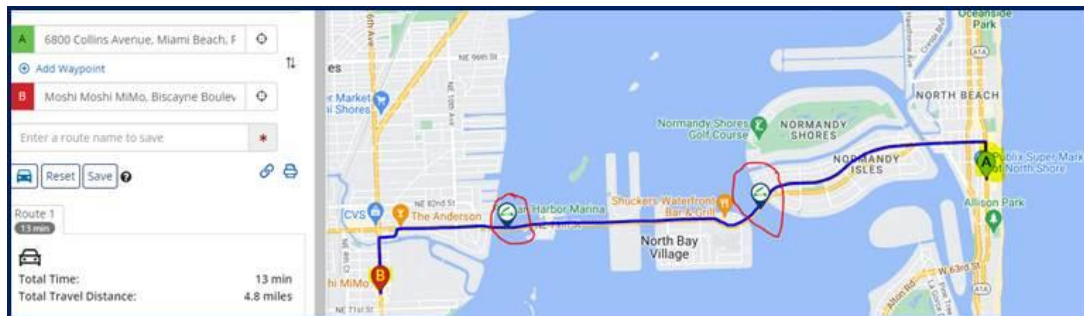
SIGN UP FOR FL511 ALERTS

Step 1 – Create a personalized account on www.fl511.com

1. Go to FL511.com.
2. Sign up for a “My Florida 511” account to save your custom routes and sign-up for personalized alerts.
3. To sign up, click “SIGN UP” at the top right of the page. Then fill in your name, email address, phone number and create a password.
 1. A cell phone number will be required if they want to get text message notifications.

Step 2 – Create a Route

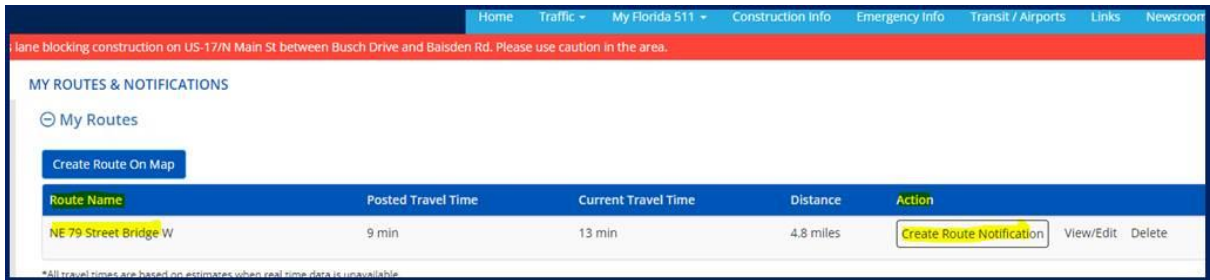
1. Enter the address for your starting point and destination. Provide a name for the route in the box above the Drive Reset Save buttons and click “Save.”
 1. To receive bridge notifications for NE 79th Street, your route must cross at least one of the circled bridges (see below).



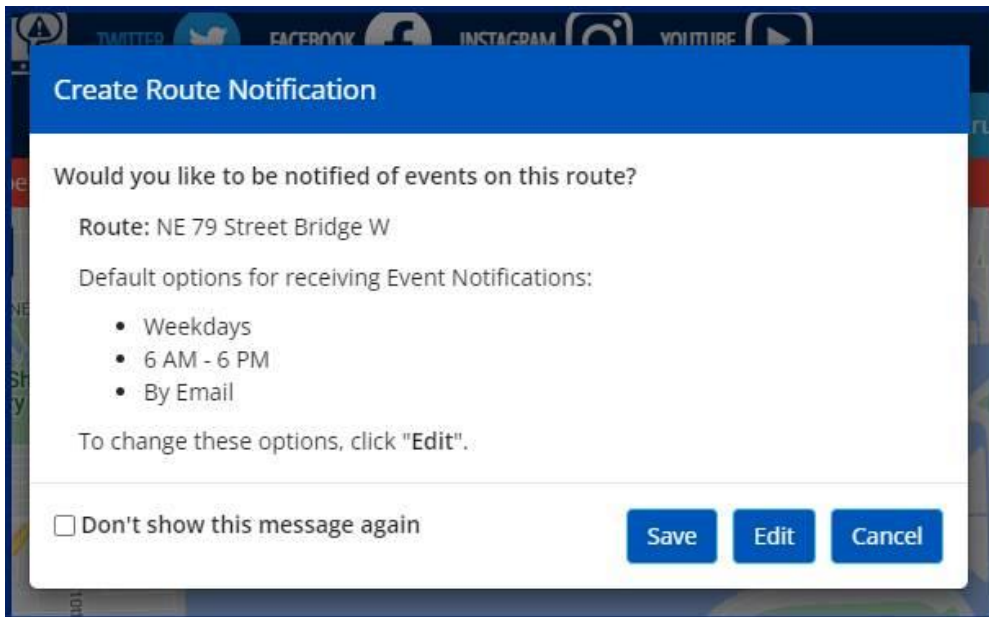
Step 3 – Create Notifications

1. Hover over the “My Florida 511” button at the top of the page and select “Manage Routes & Notifications.”
2. Click “Create Route Notification” for the route of your choice (The routes you saved in step 2 will appear in this screen).

1. Example, create an alert for route saved under NE 79 Street Bridge W (as shown below).



1. This will prompt you with a route notification message with default settings to receive notifications on weekdays, 6 a.m. to 6 p.m. and via e-mail. You may save these settings, or you may personalize these notifications to the days and the times that work for you.



1. To modify the alerts, select the "Edit" button
2. Fill out the "Required Field" information on the form.
 1. Alert Name
 2. Events (Incidents, Construction, Congestion and Closures)
 3. Notification Type (New Event, Event Update, Event Cleared)
 4. Days of the week you would like to receive notifications for this route
 5. Set time period to receive notifications
 6. Delivery options (By Email, By SMS/Text)

MANAGE ROUTE NOTIFICATION

Route Name: NE 79 Street Bridge W

* Denotes a required field

Notification Name *

Select at least one of the following options (Event, Travel Time and/or Traffic Speed) *

Events

Types
Select the types of traffic event for notification

Notification Type(s)
When event condition changes, notify me when new event, updated information and/or cleared

Travel Times

Receive a notification when travel time for your route increases by the following.

Traffic Speed

Receive a notification when the average speed along your route is reduced by the following

Days of week *

Which day(s) of the week do you wish to receive notifications?

Time of the day *

What time of the day do you wish to receive notifications?

to

Daily summary

Specify the time you wish to receive a daily summary of events on your route

Delivery options *

By Email By SMS/Text

1. The route has been created below.

MY ROUTES & NOTIFICATIONS

⊖ My Routes

Route Name	Posted Travel Time	Current Travel Time	Distance	Action
NE 79 Street Bridge W	9 min	11 min	4.8 miles	<input type="button" value="Create Route Notification"/> <input type="button" value="View/Edit"/> <input type="button" value="Delete"/>

*All travel times are based on estimates when real time data is unavailable.

⊖ My Notifications

Notification Name	Schedule	Delivery	Action
Route: NE 79 Street Bridge W			
NE 79 Street Bridge W	6:00 AM → 10:00 PM on Mon, Tue, Wed, Thu, Fri	Email, SMS	<input type="button" value="Edit"/> <input type="button" value="Delete"/>

For additional information about My Florida 511 Personalized Services, click here: [Personalized-Services Factsheet \(fl511newsroom.com\)](#)